


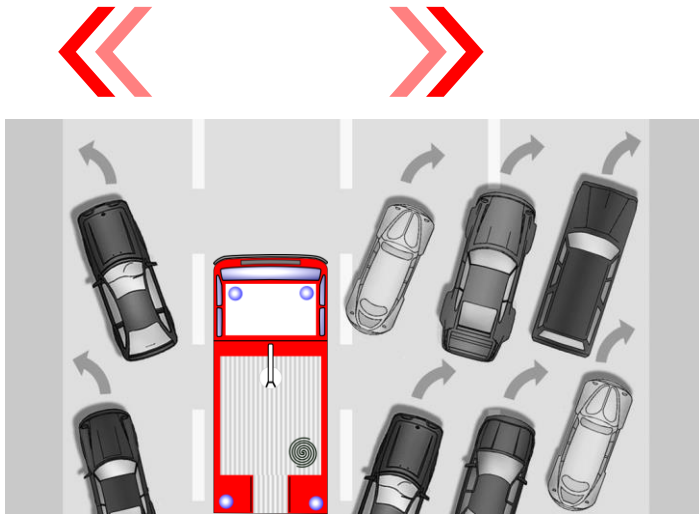


HOW TO **RESPOND** TO WILD FIRE?





IN CASE OF **WILDFIRE**

- **CALL** the fire department
- **never** try to extinguish a big fire alone
- You must check if somebody needs **help**
- **Evacuate** the area with your family





GIVE WAY TO THE FIRE ENGINE

Giving way to emergency vehicles is a must. Pull your car over **to the side of the road**, and stop, as soon as you see their lights or hear the sirens. Please follow the rules of The **Local Traffic Department** in your country.



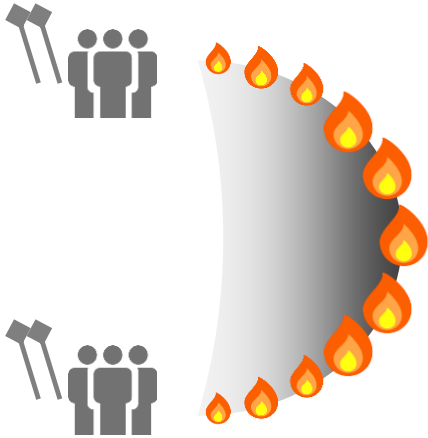
DELIMIT RAVAGED ZONE

This is One of the fundamental procedures to extinguish wildfire.
However, using agricultural machinery such as combine harvester can be **serious life-threatening.**



USE UAVs


Use UAVs to **observe** and being able control the fire zone and the affected area from above.



Using Hand Tools **FIRE FLAPPER**

The fire flapper is a **simple tool** to combat wildfires. It is easy to handle, and to transport, both in the vehicle and on site.

If the flames are higher than 1.5 meters, it is a **big risk** to use it. Always work in **2 groups** (left and right).



Using Hand Tools **FIRE FLAPPER**

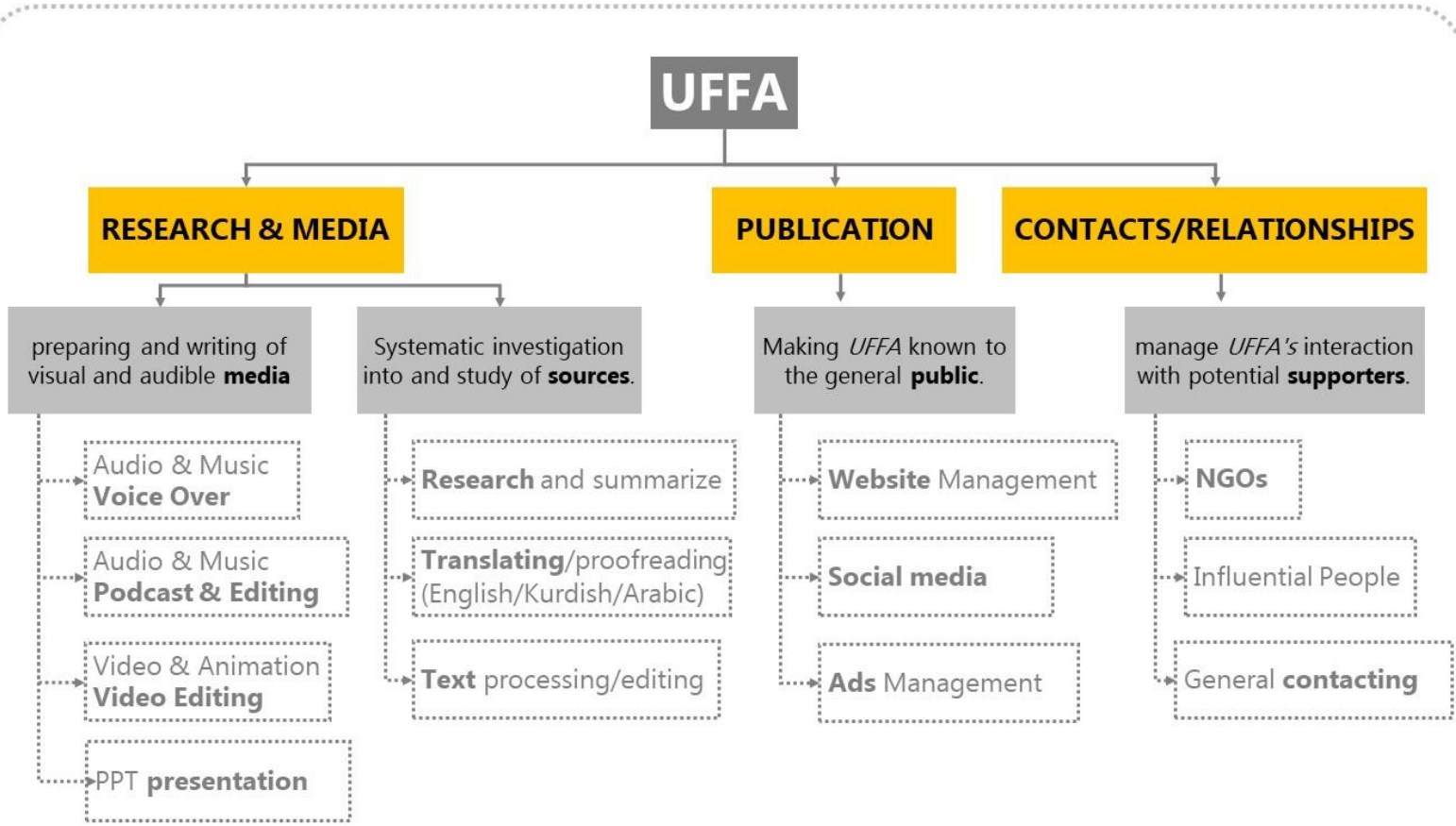
© P.C. Jackie Sojico, QUEST Nebraska

- There are **TWO MISTAKES** in this photo.
- Using the water to mop-up, while the flames are still active. In this case using the Fire flapper have the same effect as water.
 - The second mistake is **not working in groups**.



Using Hand Tools **FIRE BLANKET**

Cutting off the oxygen from a fire will extinguish it. Using hand tools such as **fire blanket** is effective to extinguish the small- and medium-sized fires.



HOW TO HELP!

You can contribute to our content yourself.
Choose how to become a part of our team
regarding your Profession.

www.UFFA.info



HOW TO PARTICIPATE?

Under www.uffa.info you can discover HOW to participate and create the content with us.

UFFA / Doc. 01 UNDERSTAND

UFFA / Doc. 02 POSSIBILITIES

UFFA / Doc. 03 RESPOND

UFFA / Doc. 04 SAFETY

UFFA / Doc. 05 FUTURE

Visit our
download
library for
more
Information

All references, copyrights and other related details can be found under:
www.uffa.info

DISCLAIMER:

UFFA does not take over any liability for any disadvantages regarding its mentioned information in this document or on its website. Please check our full-text-disclaimer and terms of use under:
www.uffa.info